


# IRISIMO

## FIND YOUR WRISTLINE

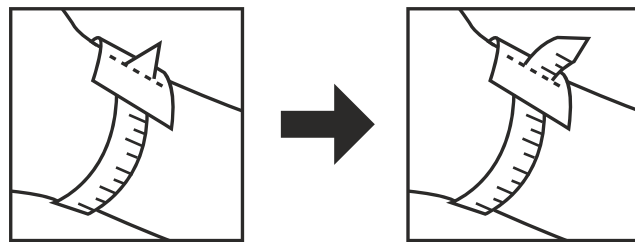
1. DOWNLOAD THE ATTACHED FILE AND PRINT IT IN A 1:1 SCALE ON PAPER A4



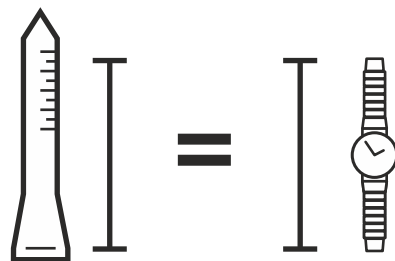
CUT A TEMPLATE WITH A CENTIMETRE SCALE  
OR USE A TAILOR'S TAPE MEASURE



3. WRAP THE TEMPLATE AROUND YOUR WRIST AND THREAD THE NARROWER END THROUGH THE CUT HOLE. TIGHTEN SO IT FEELS COMFORTABLE



4. THE NUMBER BY THE OPENING EXPRESSES YOUR WRIST-LINE  
WHEREBY YOU CAN ADJUST THE BRACELET LENGTH



### QUESTIONS AND ANSWERS

**Will you adjust the bracelet length before you send me the watch?**

Yes, we will adjust the length to the exact size you gave us.

**Can I customise the bracelet length myself?**

We recommend leaving this task to a professional watchmaker. Damage to the watch in the event of improper intervention is not covered by the warranty terms.

**My bracelet is too small after I cut it, what should I do?**

Along with the watch you receive the bracelet parts that we removed. If necessary, they can be used to extend the bracelet length.

We're ready to help and advise. If you have any questions, please feel free to contact us.

We're not responsible for measurement errors. Measured dimensions are approximate and do not match the exact wrist-line.